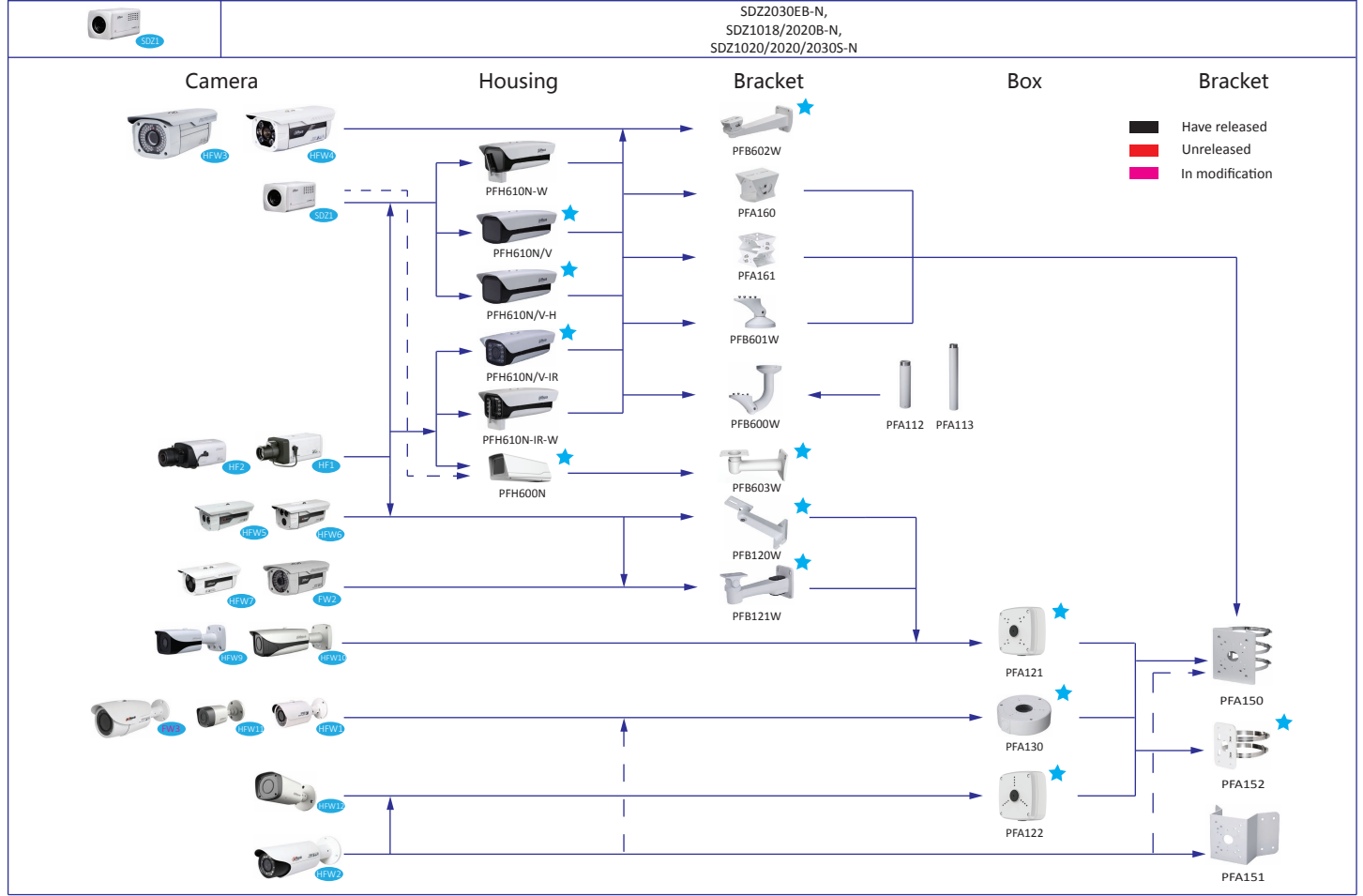














Selection of box cameras

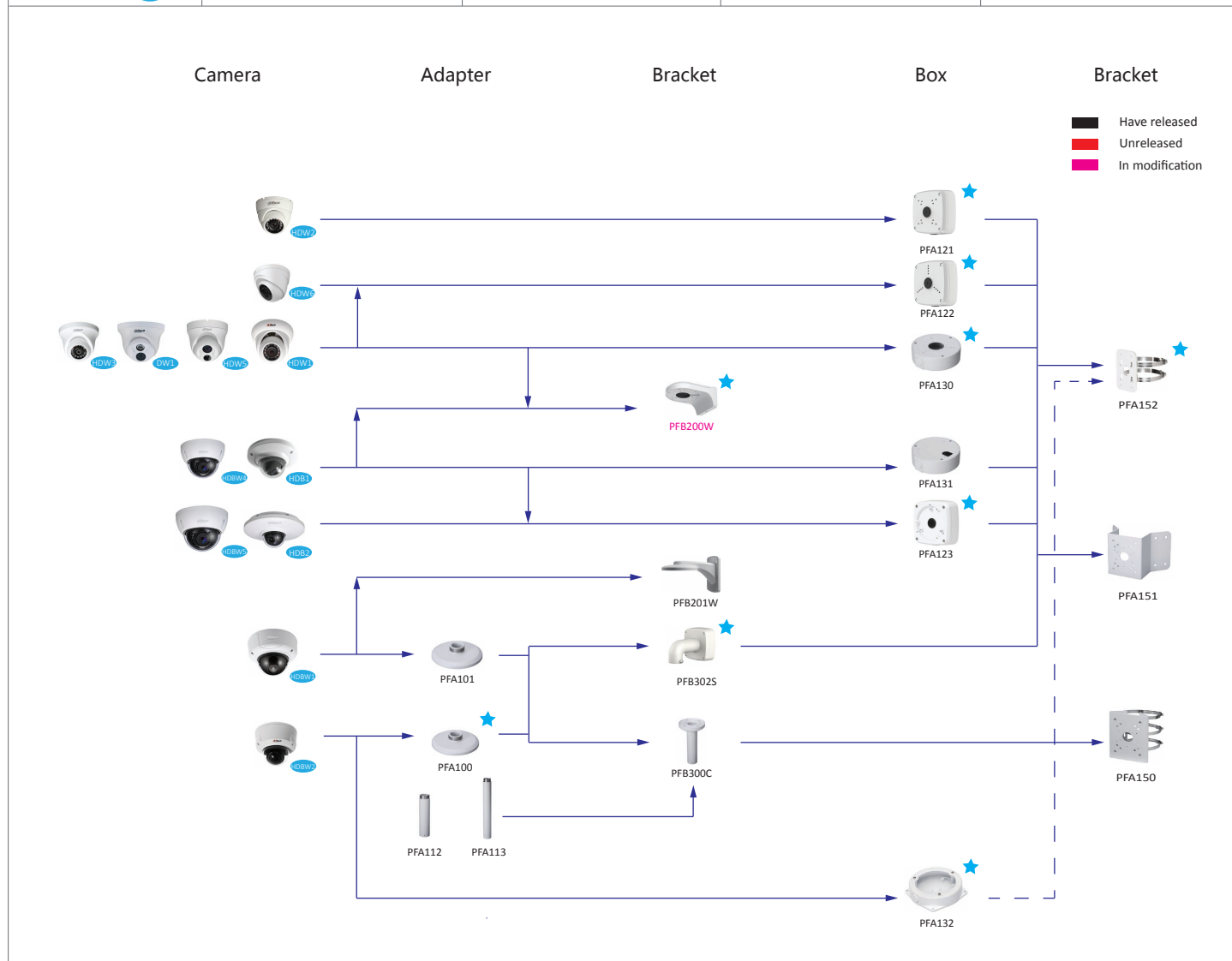
Shape	Analog	HDCVI	Network	HDSDI
	FW171/181/191G	HFW1100/2100/2200/ 2120/2220S	HFW1000/1200/1100/ 2100/3200/4100/4200/4300S	HFW2200S
			HFW3100/3101/3200/3202/3300/3301/ 5100/5200/5202/5300/5302/5502C HFW5100/5200/5300C-L	HFW3200C
	F581/781/681/481E, F480F	HF3101	HF3100/3101/3110/3200/ 3300/3301/3500/5100/5200	HF3200
			HF8281/8301E	
			HFW3110/3300	
			HFW5100/5200-IRA	
	FW171/181/191D, FW480D, FW480H	HFW2100/2200B	HFW1100/1105/2200	
	FW181/191J	HFW2100/2200D	HFW2200D	
			HFW5100/5200D	
	FW181/191I	HFW2100/2200E	HFW4100/4200/4300E	
	FW191/481/581/781I		HFW5100/5200/5300E(-Z/VF), HFW8301E(-Z), HFW8281E-VF, HFW5200E-Z12	
	FW181R	HFW1100R		
		HFW1100/2120/2220R-VF, HFW2120/2220-Z	HFW2100/2200/2300R-Z/VF	
	FW480C			
	FW171/480			

Shape Zoom



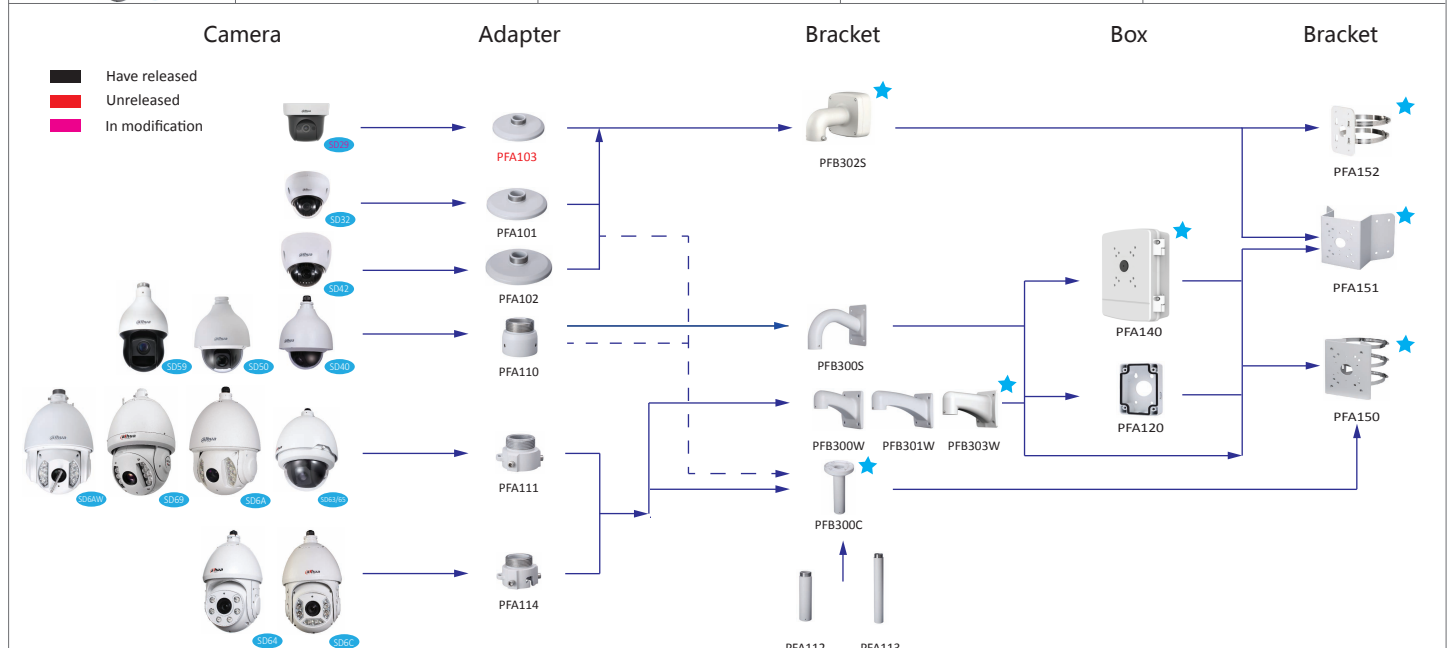
Selection of dome cameras

Shape	Analog	HDCVI	Network	HDSDI
	DB480C		HD1000/1200C, HD2100, HDB3200/4100/4200/4300C, HDB4100/4200/4300C(-A)	
			HDB4100/4200/4300F-PT	
	DW181/191H			
	DW171/181/191E, DW171F, DW480E	HDW1100/2100/2200/2120/2220S	HDW2100, HDW1000/1200/3200/4100/4200/4300S	HDW2200S
		HDW1100/2100/2200/2120/2220M		
		HDW1100C		
	DW181/191/481M		HDW4100/4200/4300C	
	DW181R	HDW1100R		
	DB(W)480/581B, DBW481B		HDB(W)3300	HDB(W)3200
			HDB(W)3100/3101/3200/3202/3301/5100/5200/5202/5300/5302/5502, HDB(W)8301(-Z), HDB(W)8281-VF	
		HDBW2120/2220E	HDBW1000/1200E(-S), HDBW4100/4200/4300E(-S/-AS)	
		HDBW1100/2120/2220R-VF, HDBW2120/2220R-Z	HDBW2100/2200/2300R-Z/VF	



Selection of PTZ dome cameras

Shape	PTZ Dome			
	Analog	HDCVI	Network	HDSDI
			SD3282D-GN	
	SD4223/23C-H	SD42112/212I-HC	SD42212S-HN	
	SD4023/23C-H	SD40112/212I-HC	SD40212S-HN	
	SD5023E/36E-H	SD50120I-HC , SD50220I-HC	SD50120S-HN , SD50220S/230S-HN	
	SD5923C/23E/36E-H	SD59112/120/212/220/230I-HC	SD59120/212/220/230S-HN	
	SD6923/23E/30/36/ 36E/65E/66E/70-H, SD6923/30/36/36E/ 65E/66E/70-G		SD6980/80C/81/81B/81C-HN, SD6982/82A/82C-HN, SD6983A-HN	
	SD6A23E/36E/70-H	SD6A230I/220I/120I-HC	SD6A118/120/130-HN, SD6AS220-HN , SD6A220/230-HN, SD6A220/230-HNI, SD6A320-HN	SD6A220/230-HS
			SD6AW130-HN, SD6AW220/230-HN,SD6AW220/230-HNI, SD6AW320-HN	
	SD6323C/23E/30/36/ 36E/63E/65E/66E/ 70-H	SD63120/220/230I-HC	SD6323C/23E/30/36/ 36E/63E/65E/66E/ 70-HN, SD63120/220/230S-HN	SD6582/82A/82C-HS
	SD6523/23E/30/36/ 36E/63E/65E/66E/ 70-H		SD65118/120/130-HN, SD6580/80C-HN , SD6581B/81/81C-HN, SD65220/230-HN , SD65220/230-HNI, SD6582/82A/82C-HN, SD6582/82A-HNI, SD65320-HN, SD6583A-HN	
	SD6C23C/23E/36E/ 63E/65E/66E/70-H	SD6C120/220/230I-HC	SD6C120/220/230S-HN	
	SD6423/23C/23E/30/ 36/36E/63E/65E/66E/70-H		SD6423/23C/23E/30/ 36/36E/63E/65E/66E/70-HN	



Notes :

1. PTZ dome cameras have the standard configurations, and the configurations have been as follows.

